

# Eberspächer Climate Control System

## User Instructions

This vehicle is equipped with a fully automatic climate controller that maintains the user selected interior temperature using a digital keypad. This system controls both the independent water heating and air conditioning functions of this vehicle.

### *Economy Mode*



By pressing the **A/C** button the status of the compressor is changed (on to off or off to on). When 'A/C' symbol is lit, compressor is on, when 'ECON' symbol is lit, compressor is off. In this mode the controller maintains the temperature by controlling the hot water circuit only, no cooling is provided. Fuel savings and a possible increase in available engine power are possible in this mode.

### *Switching the Auto System ON*



The AUTO system is turned on by pressing the **AUTO** key. In automatic mode the system will monitor the temperature inside the vehicle, adjusting it as required to maintain the pre-selected temperature. The blower speed is also automatically adjusted by the controller.


When the ignition is turned off the heating system will continue to operate on low fan speed for 15 minutes. This can be over-riden by pressing the "OFF" button. (i.e. when re-fuelling).

### *Changing the Selected Temperature*


The temperature can be adjusted by depressing the  (Red) or  (Blue) keys on the left side of the panel. The temperature is selectable between 18 and 28°C or can provide maximum heating (displays **HI**) or maximum cooling (displays **LO**).

## ***Adjusting the Blower Speeds***

The blowers have three speeds and are normally controlled by the climate controller. They can be adjusted manually by depressing the right hand  (Large) or  (Small) keys. The current blower speed is displayed on the control panel and is indicated by a BAR GRAPH.

Pressing the  (Small) button below minimum fan speed turns the system OFF. The 'OFF' symbol will appear on the display.

## ***Checking the Outside Air Temperature***

The outside air temperature can be displayed for six seconds by momentarily pressing the  EXT key.

## ***Switching the System Off***

The climate control system can be switched off by depressing the OFF key.

## ***Control Panel Overview***

